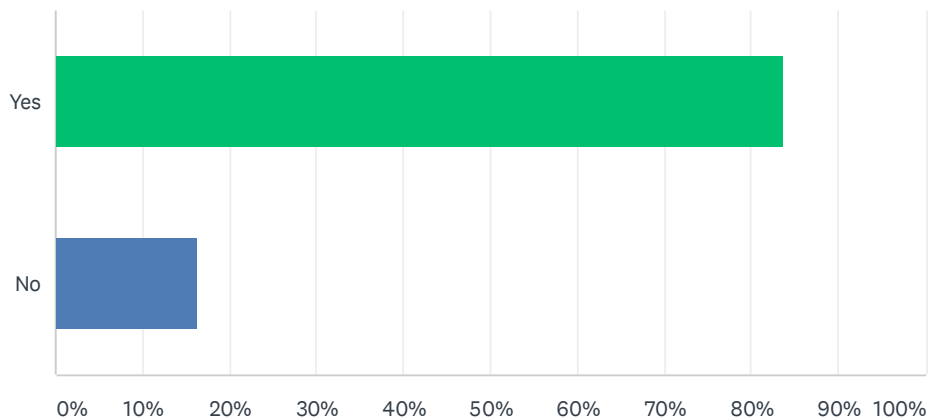


# Q1 Are your essential workers facing additional child care challenges due to the Coronavirus (COVID-19)?

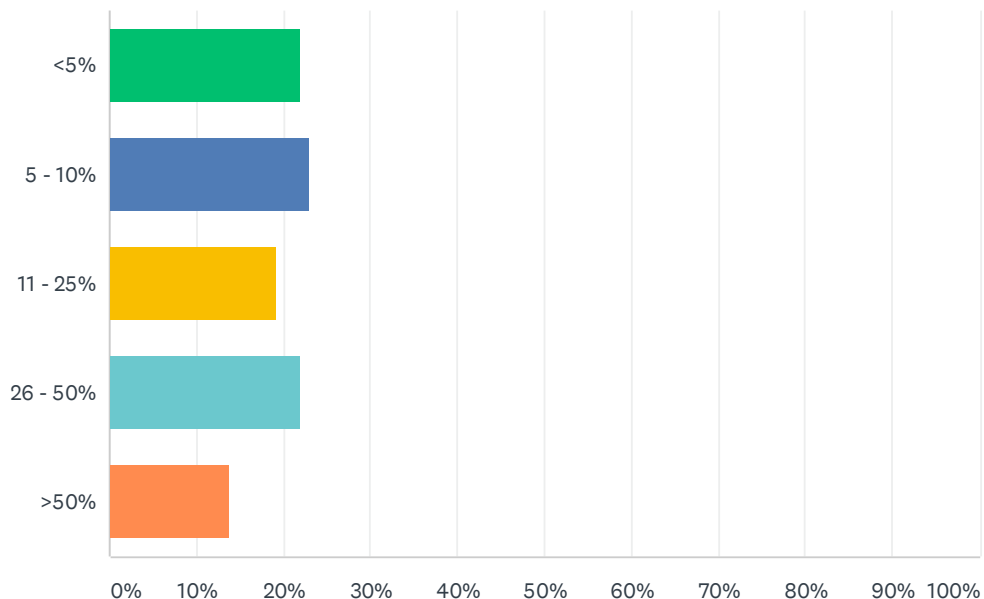
Answered: 116 Skipped: 1



ANSWER CHOICES	RESPONSES	
Yes	83.62%	97
No	16.38%	19
TOTAL		116

## Q2 If so, about what percent of your essential workers are facing child care problems?

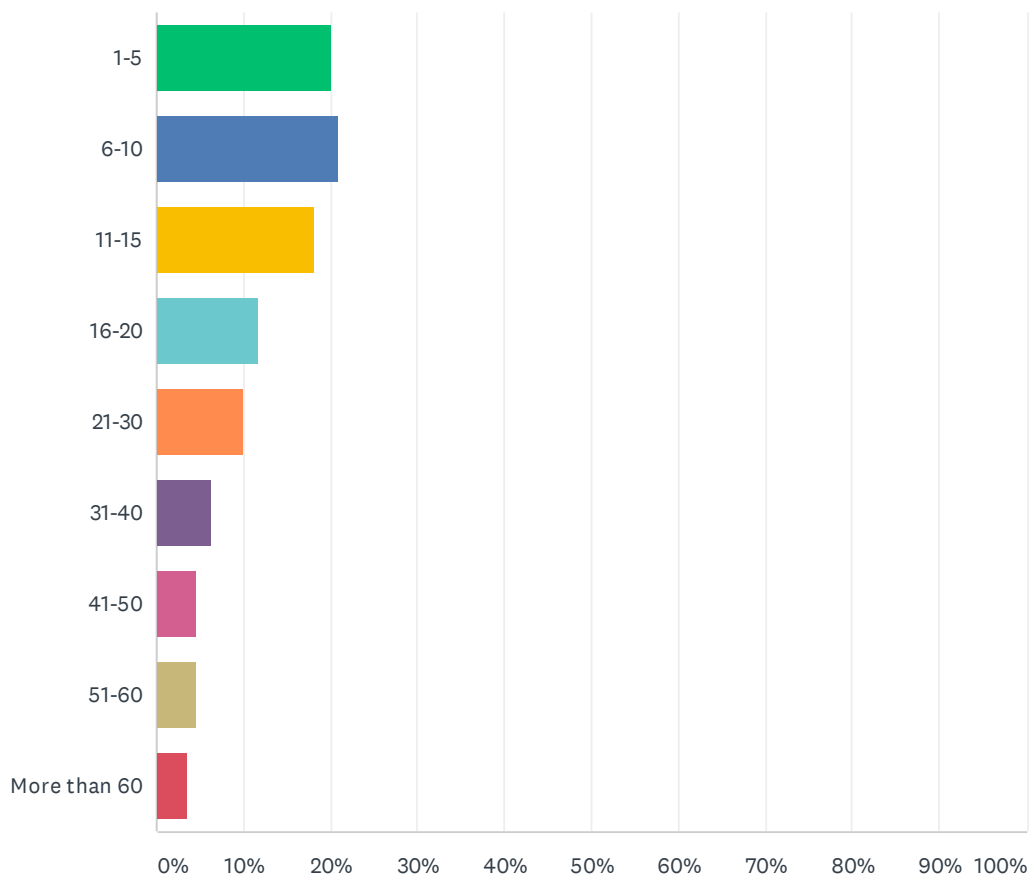
Answered: 109 Skipped: 8



ANSWER CHOICES	RESPONSES	
<5%	22.02%	24
5 - 10%	22.94%	25
11 - 25%	19.27%	21
26 - 50%	22.02%	24
>50%	13.76%	15
TOTAL		109

**Q3 If so, about how many total children of your essential workers are in need of child care due to school closures and/or changes in hours for child care centers? Please provide your best estimate.**

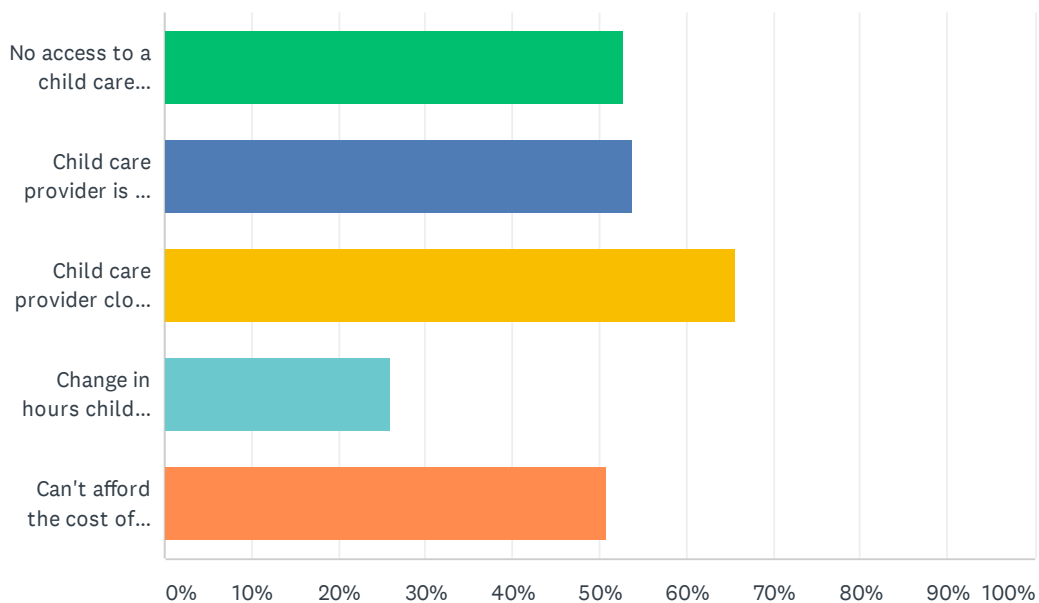
Answered: 110 Skipped: 7



ANSWER CHOICES	RESPONSES	
1-5	20.00%	22
6-10	20.91%	23
11-15	18.18%	20
16-20	11.82%	13
21-30	10.00%	11
31-40	6.36%	7
41-50	4.55%	5
51-60	4.55%	5
More than 60	3.64%	4
<b>TOTAL</b>		<b>110</b>

### Q4 If your essential workers are facing new child care challenges due to COVID-19, what kinds of challenges are they facing? (check all that apply)

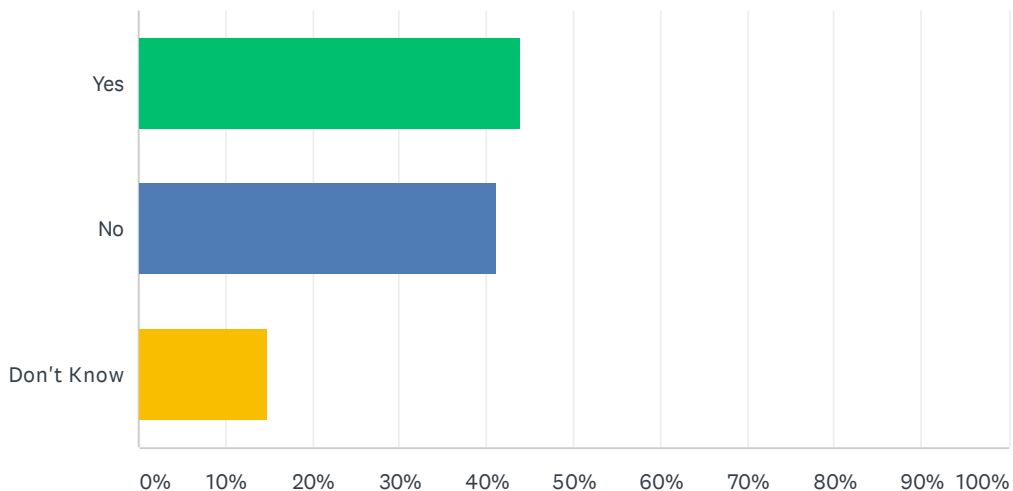
Answered: 108 Skipped: 9



ANSWER CHOICES	RESPONSES
No access to a child care provider.	52.78% 57
Child care provider is a family member or friend who can no longer provide care because they are in a high risk population.	53.70% 58
Child care provider closed due to COVID-19.	65.74% 71
Change in hours child care center/s are open.	25.93% 28
Can't afford the cost of additional hours of child care needed due to school closures.	50.93% 55
Total Respondents: 108	

### Q5 Have any of your essential workers missed work due to not having access to child care?

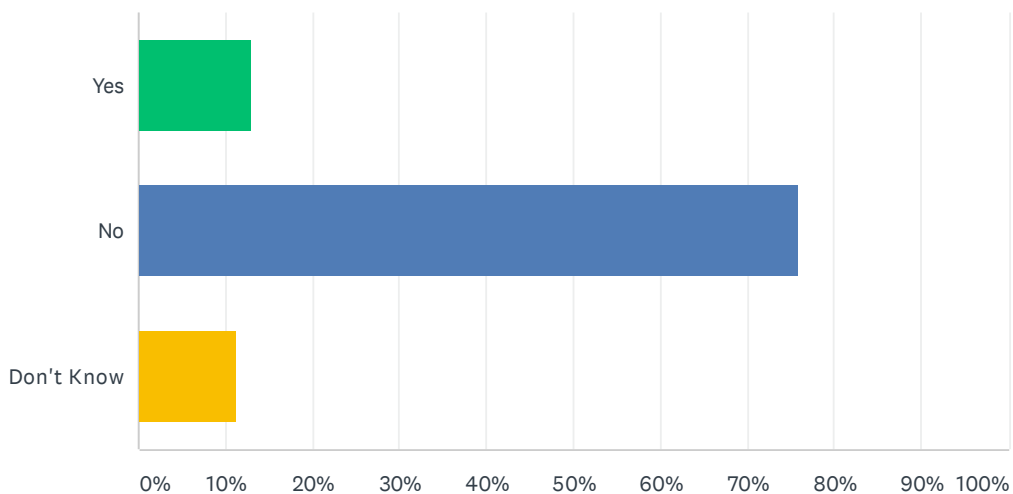
Answered: 114 Skipped: 3



ANSWER CHOICES	RESPONSES	
Yes	43.86%	50
No	41.23%	47
Don't Know	14.91%	17
TOTAL		114

## Q6 Have any of your essential workers left employment with your organization/agency because they don't have access to child care services due to COVID-19?

Answered: 116 Skipped: 1

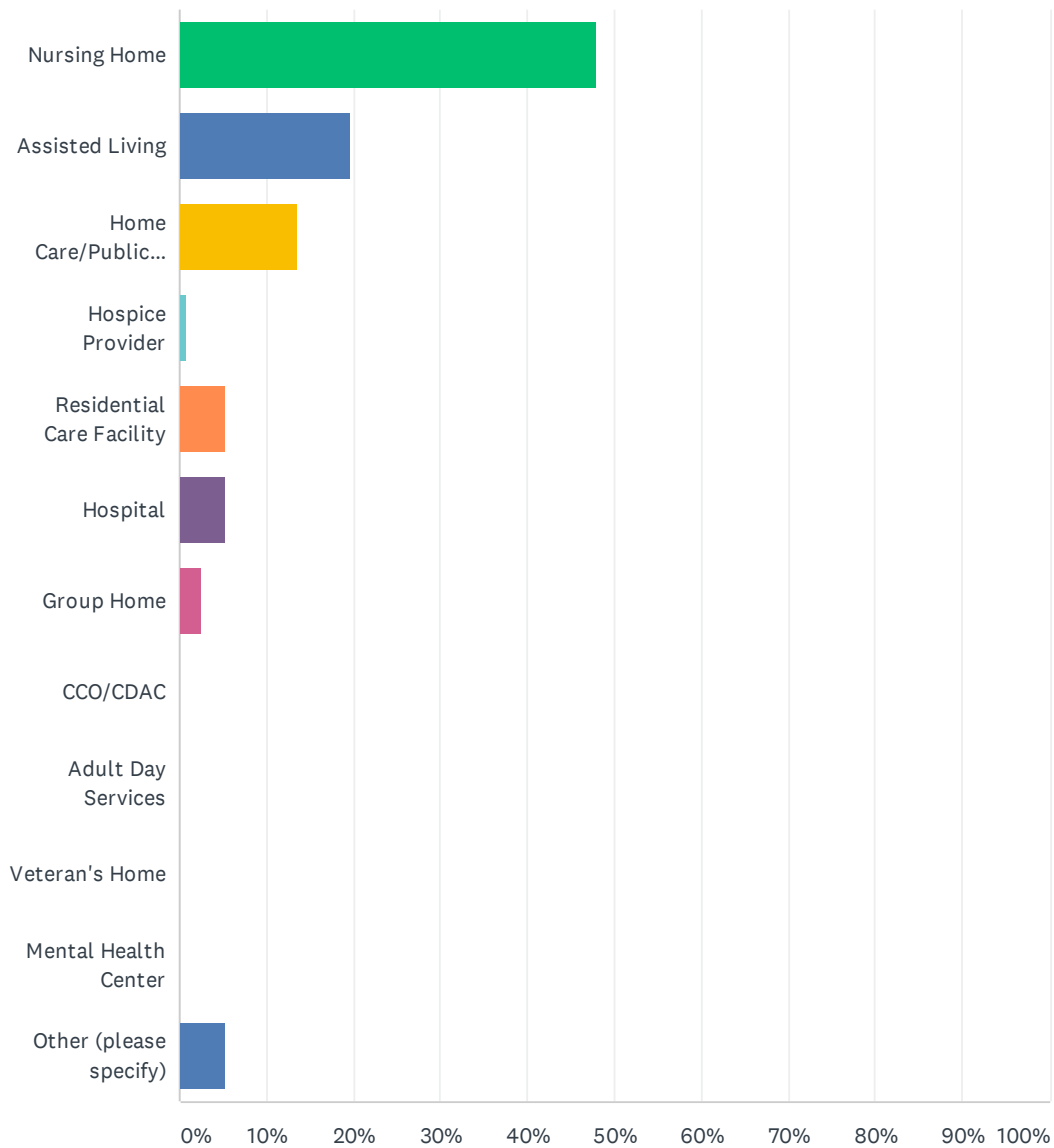


ANSWER CHOICES	RESPONSES	
Yes	12.93%	15
No	75.86%	88
Don't Know	11.21%	13
<b>TOTAL</b>		<b>116</b>

#	IF SO, HOW MANY?	DATE
1	1	3/31/2020 8:29 AM
2	1	3/28/2020 4:34 PM
3	1	3/27/2020 11:12 AM
4	2	3/26/2020 10:35 PM
5	1	3/26/2020 10:23 PM
6	1	3/26/2020 7:25 PM
7	We do have some working altered hours to accommodate their child care needs with their spouse	3/26/2020 1:56 PM
8	5	3/26/2020 1:46 PM
9	5	3/26/2020 1:45 PM
10	3	3/26/2020 1:40 PM

### Q7 Which best describes your organization:

Answered: 117 Skipped: 0



Child Care Survey March 2020

ANSWER CHOICES	RESPONSES	
Nursing Home	47.86%	56
Assisted Living	19.66%	23
Home Care/Public Health Entity	13.68%	16
Hospice Provider	0.85%	1
Residential Care Facility	5.13%	6
Hospital	5.13%	6
Group Home	2.56%	3
CCO/CDAC	0.00%	0
Adult Day Services	0.00%	0
Veteran's Home	0.00%	0
Mental Health Center	0.00%	0
Other (please specify)	5.13%	6
<b>TOTAL</b>		<b>117</b>

#	OTHER (PLEASE SPECIFY)	DATE
1	public health	3/27/2020 8:12 AM
2	Senior Life Care Retirement Community	3/26/2020 4:21 PM
3	no issues at this time	3/26/2020 2:19 PM
4	CCRC	3/26/2020 2:00 PM
5	Retirement Community	3/26/2020 1:54 PM
6	CCRC	3/26/2020 1:52 PM