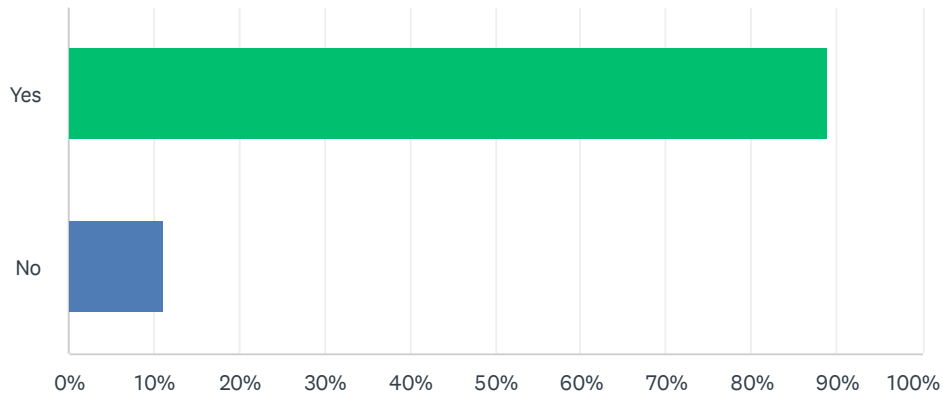


Q1 Are you still working in direct care or nursing or other health profession in any setting (acute care, home and community based care, hospice, long term care, public health, etc.)?

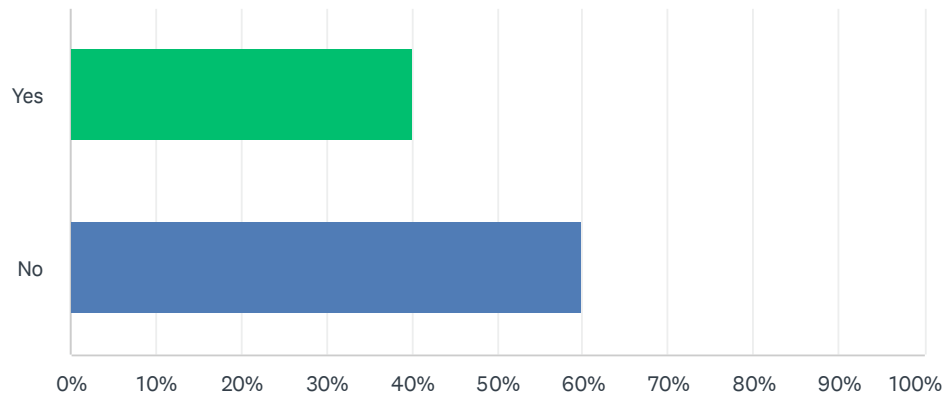
Answered: 318 Skipped: 0



| ANSWER CHOICES | RESPONSES | |
|----------------|-----------|------------|
| Yes | 88.99% | 283 |
| No | 11.01% | 35 |
| TOTAL | | 318 |

Q2 Did you leave the field during the pandemic?

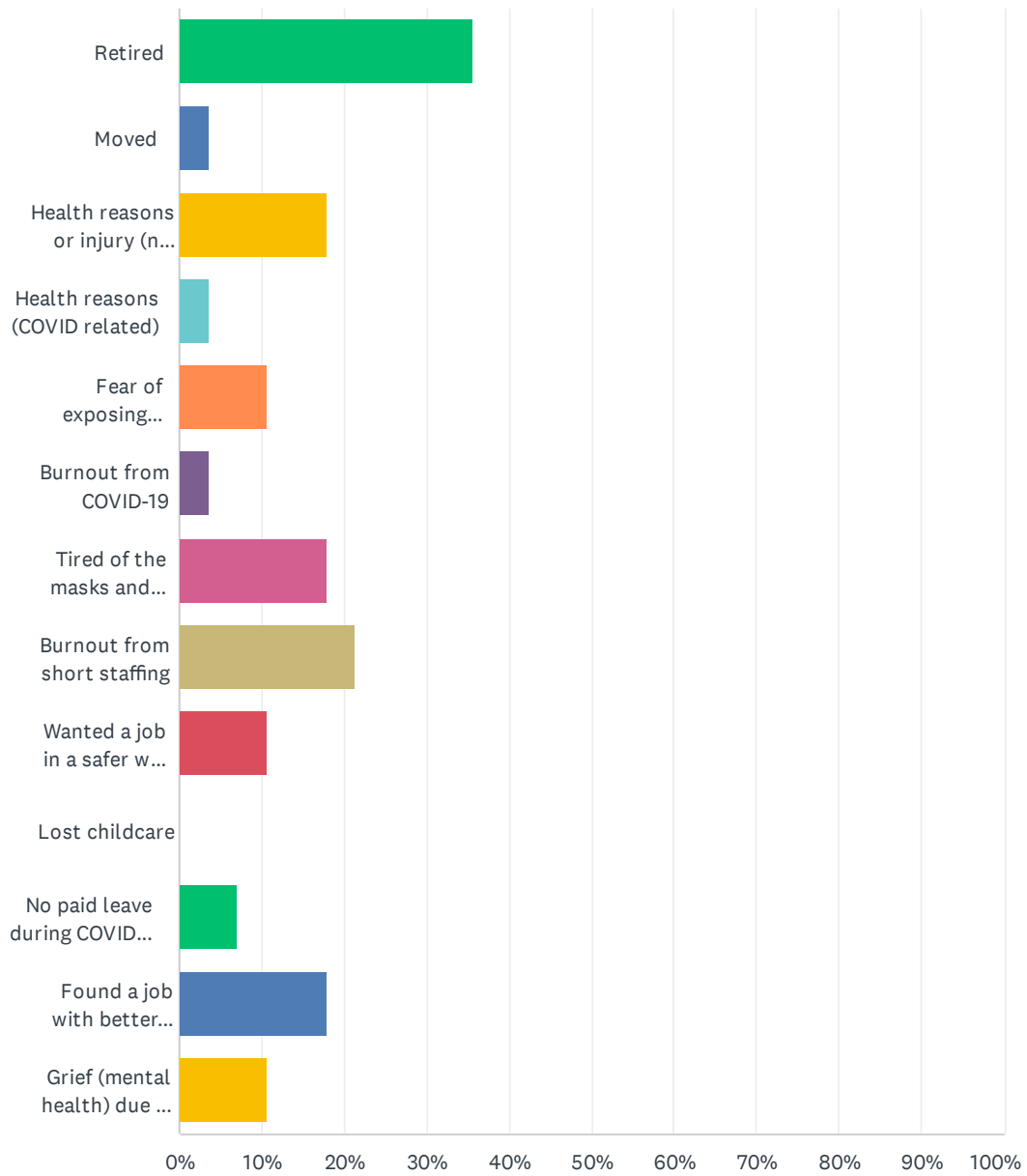
Answered: 35 Skipped: 283



| ANSWER CHOICES | RESPONSES | |
|----------------|-----------|----|
| Yes | 40.00% | 14 |
| No | 60.00% | 21 |
| TOTAL | | 35 |

Q3 Why did you leave the field? (mark all that apply)

Answered: 28 Skipped: 290

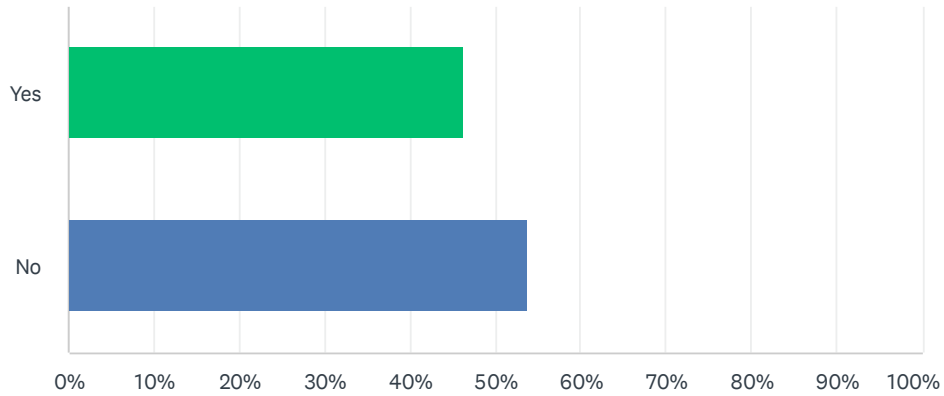


Vaccinations and COVID-19 Sept/Oct 2021

| ANSWER CHOICES | RESPONSES | |
|--|-----------|----|
| Retired | 35.71% | 10 |
| Moved | 3.57% | 1 |
| Health reasons or injury (not COVID related) | 17.86% | 5 |
| Health reasons (COVID related) | 3.57% | 1 |
| Fear of exposing at-risk family members to COVID | 10.71% | 3 |
| Burnout from COVID-19 | 3.57% | 1 |
| Tired of the masks and constant testing for COVID | 17.86% | 5 |
| Burnout from short staffing | 21.43% | 6 |
| Wanted a job in a safer work environment | 10.71% | 3 |
| Lost childcare | 0.00% | 0 |
| No paid leave during COVID-19 pandemic | 7.14% | 2 |
| Found a job with better wages and benefits without the safety risk | 17.86% | 5 |
| Grief (mental health) due to loss of patients/residents/clients | 10.71% | 3 |
| Total Respondents: 28 | | |

Q4 Do you know anyone who left the field due to the pandemic?

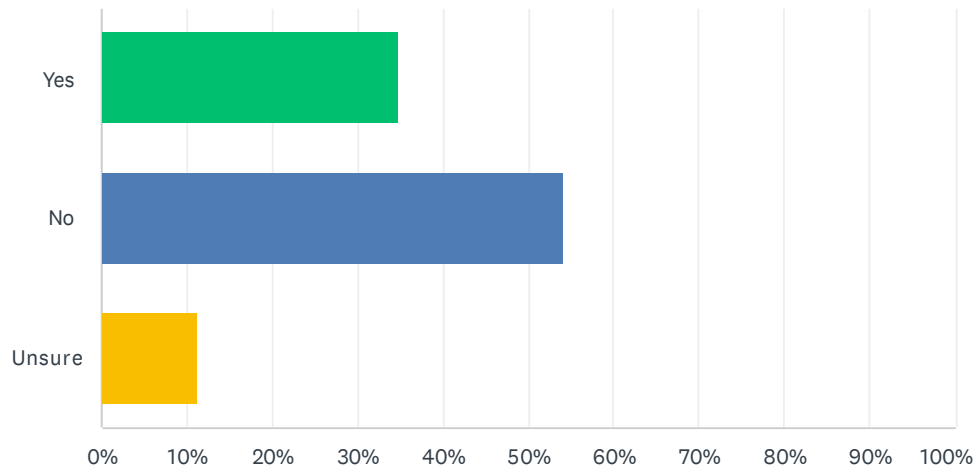
Answered: 294 Skipped: 24



| ANSWER CHOICES | RESPONSES | |
|----------------|-----------|-----|
| Yes | 46.26% | 136 |
| No | 53.74% | 158 |
| TOTAL | | 294 |

Q5 Do you support the COVID-19 vaccine mandates?

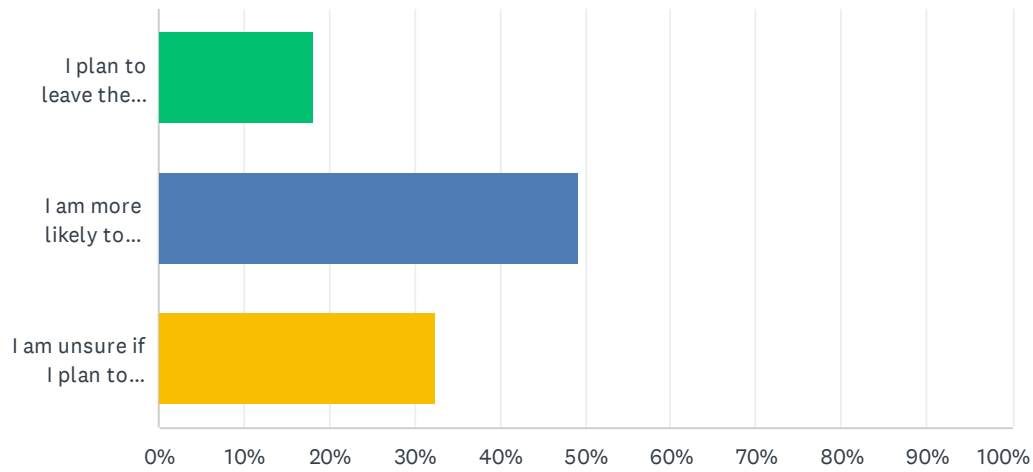
Answered: 294 Skipped: 24



| ANSWER CHOICES | RESPONSES | |
|----------------|-----------|-----|
| Yes | 34.69% | 102 |
| No | 54.08% | 159 |
| Unsure | 11.22% | 33 |
| TOTAL | | 294 |

Q6 Due to the vaccine mandates...

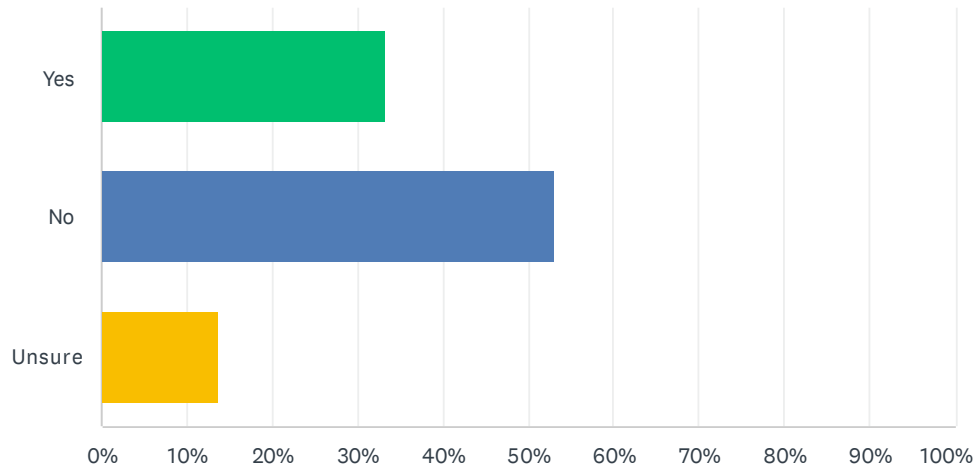
Answered: 280 Skipped: 38



| ANSWER CHOICES | RESPONSES | |
|---|-----------|------------|
| I plan to leave the field. | 18.21% | 51 |
| I am more likely to remain in the field. | 49.29% | 138 |
| I am unsure if I plan to remain in the field. | 32.50% | 91 |
| TOTAL | | 280 |

Q7 Do you believe that mandating the COVID-19 vaccines will enable society, workplaces, businesses, and day-to-day lives to return to normal more quickly?

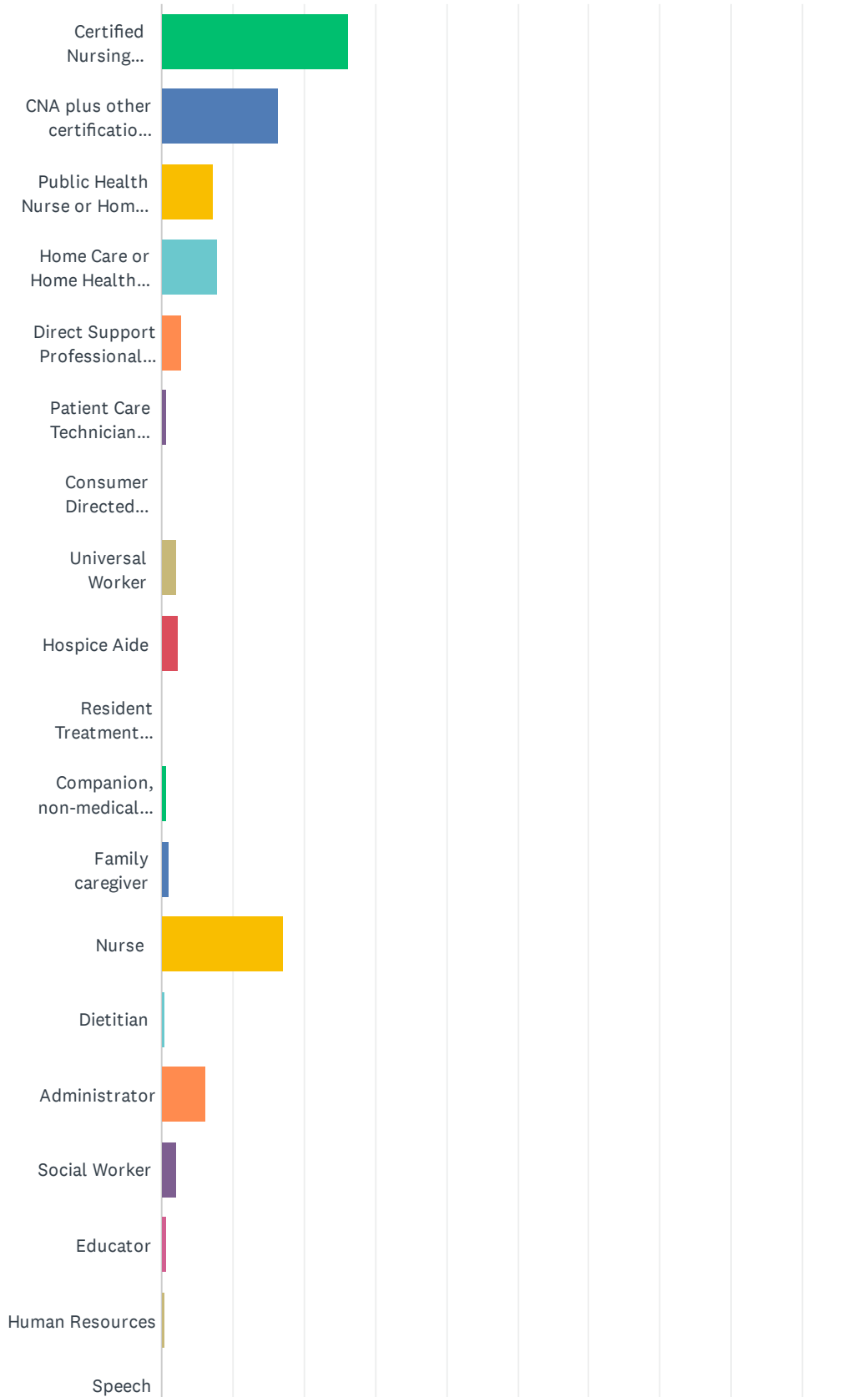
Answered: 294 Skipped: 24



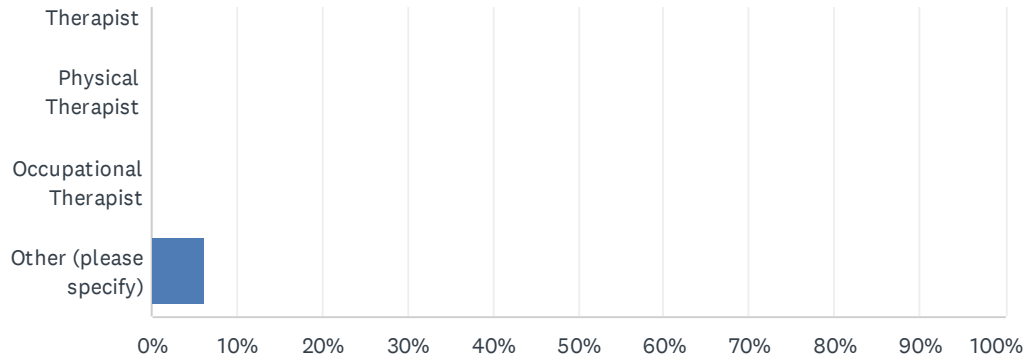
| ANSWER CHOICES | RESPONSES | |
|----------------|-----------|------------|
| Yes | 33.33% | 98 |
| No | 53.06% | 156 |
| Unsure | 13.61% | 40 |
| TOTAL | | 294 |

Q8 Which best describes your title/position?

Answered: 293 Skipped: 25



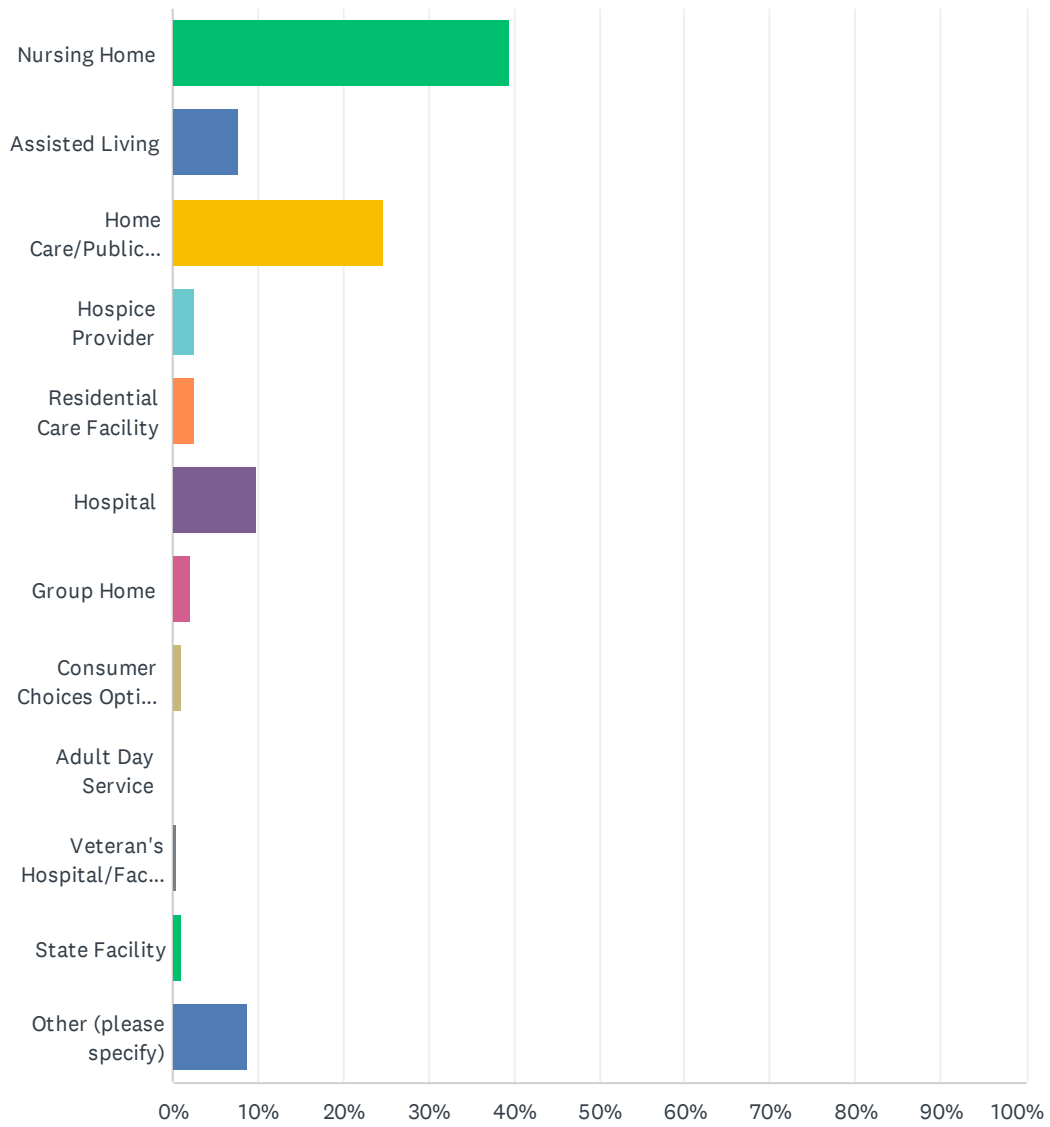
Vaccinations and COVID-19 Sept/Oct 2021



| ANSWER CHOICES | RESPONSES | |
|---|-----------|------------|
| Certified Nursing Assistant (CNA) | 26.28% | 77 |
| CNA plus other certification such as Medication Aide, rehabilitation aide, etc. | 16.38% | 48 |
| Public Health Nurse or Home Care Aide | 7.17% | 21 |
| Home Care or Home Health Aide (HCA/HHA) | 7.85% | 23 |
| Direct Support Professional (DSP) | 2.73% | 8 |
| Patient Care Technician (PCT) | 0.68% | 2 |
| Consumer Directed Attendant Care (CDAC) worker or Personal Care Assistant | 0.00% | 0 |
| Universal Worker | 2.05% | 6 |
| Hospice Aide | 2.39% | 7 |
| Resident Treatment Worker (RTW) | 0.00% | 0 |
| Companion, non-medical assistant | 0.68% | 2 |
| Family caregiver | 1.02% | 3 |
| Nurse | 17.06% | 50 |
| Dietitian | 0.34% | 1 |
| Administrator | 6.14% | 18 |
| Social Worker | 2.05% | 6 |
| Educator | 0.68% | 2 |
| Human Resources | 0.34% | 1 |
| Speech Therapist | 0.00% | 0 |
| Physical Therapist | 0.00% | 0 |
| Occupational Therapist | 0.00% | 0 |
| Other (please specify) | 6.14% | 18 |
| TOTAL | | 293 |

Q9 Which best describes where you work?

Answered: 284 Skipped: 34

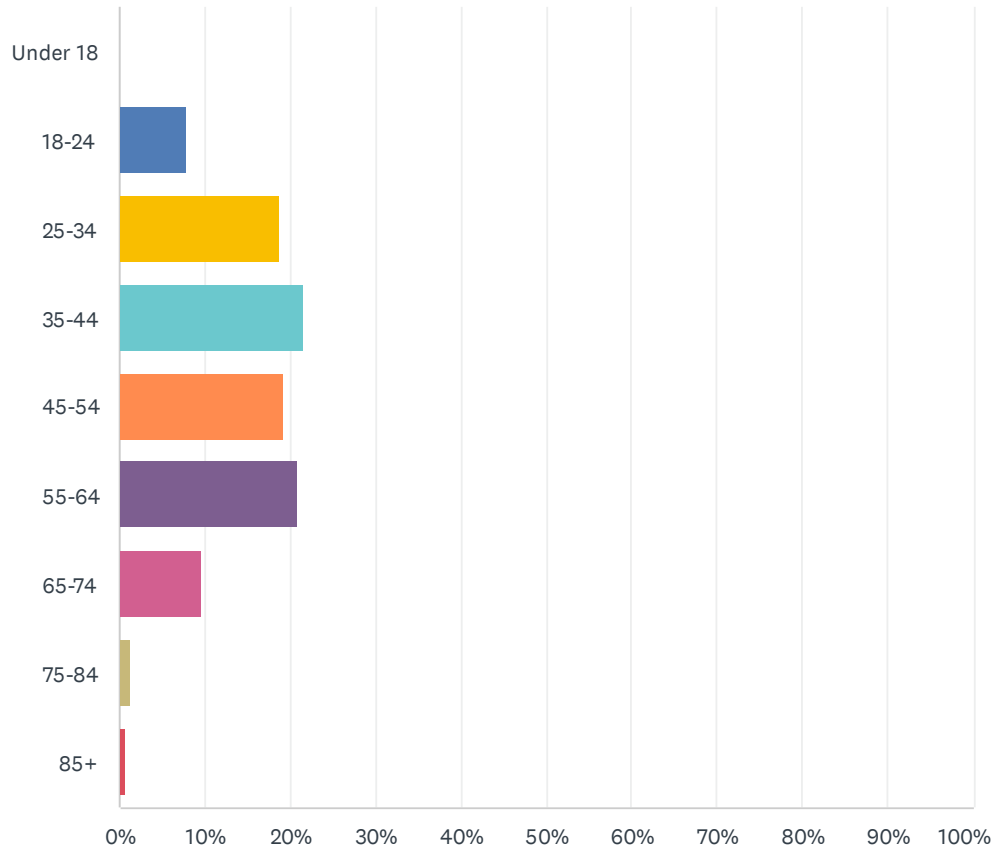


Vaccinations and COVID-19 Sept/Oct 2021

| ANSWER CHOICES | RESPONSES | |
|---|-----------|------------|
| Nursing Home | 39.44% | 112 |
| Assisted Living | 7.75% | 22 |
| Home Care/Public Health | 24.65% | 70 |
| Hospice Provider | 2.46% | 7 |
| Residential Care Facility | 2.46% | 7 |
| Hospital | 9.86% | 28 |
| Group Home | 2.11% | 6 |
| Consumer Choices Option (CCO)/Consumer Directed Attendant Care (CDAC) Program | 1.06% | 3 |
| Adult Day Service | 0.00% | 0 |
| Veteran's Hospital/Facility | 0.35% | 1 |
| State Facility | 1.06% | 3 |
| Other (please specify) | 8.80% | 25 |
| TOTAL | | 284 |

Q10 What is your age?

Answered: 292 Skipped: 26



| ANSWER CHOICES | RESPONSES | |
|----------------|-----------|------------|
| Under 18 | 0.00% | 0 |
| 18-24 | 7.88% | 23 |
| 25-34 | 18.84% | 55 |
| 35-44 | 21.58% | 63 |
| 45-54 | 19.18% | 56 |
| 55-64 | 20.89% | 61 |
| 65-74 | 9.59% | 28 |
| 75-84 | 1.37% | 4 |
| 85+ | 0.68% | 2 |
| TOTAL | | 292 |

Q11 Please enter your zip code.

Answered: 282 Skipped: 36